



£99.99

3BVSIPCF rebate planer

This is another unusual tool. The majority of planers can form rebates to a greater or lesser extent. The depth is usually dictated by the diameter of the cutter block. This model has no such limitations. Its cutter block is mounted on a shaft that is supported only at one end, so the other is completely unobstructed. This also opens other possibilities. Because the cutterblock is easy to remove, it can be substituted with a sanding drum, which is available as an accessory. So not only does it function as a planer; it can also be used as a precision sander too.

Standard features

This is a substantial machine with a wide horizontal front handle and a large rear grip. Like the Wood Razor, it also has switchable dust extraction and comes with both a dustbag and an extraction adapter. A solid side fence is supplied. On the front end is the depth-of-cut adjuster and underneath it there's a baseplate extension, which slides forward to give additional support to the front of the machine.

SPECIFICATION

MOTOR	750W
PLANING WIDTH	82mm
MAX DEPTH OF CUT	3mm
WEIGHT	3kg
ACCESSORIES	side fence, dustbag and adapter, spare drivebelt wrench

VERDICT

This is an impressive machine with powerful and versatile performance.

PROS ■ Unlimited rebating
■ Sanding ability

CONS ■ No storage case
■ No rebating depth stop

VALUE FOR MONEY ■■■■■
PERFORMANCE ■■■■■

At the rear is something else that you won't find on other planers: a variable speed control. This is actually intended to be used when the sanding drum is fitted, to give more control; planing should always be done at maximum speed. Lastly, a support foot is fitted in a recess at the rear of the baseplate. This is spring-loaded, but can be clipped down when it's not needed.

Using the planer

This is a large and powerful tool, and will make its way through deep cuts in hardwood without difficulty. It's fitted with three blades, so the finish is good. Its rebating ability is impressive, and you can plane right up to the edge of a vertical surface if necessary. For additional guidance I would attach an extended false fence to the side fence, as the one supplied is fairly short. There is also no rebating depth stop included.

I was unable to test its sanding abilities, as the drum was not supplied, but I imagine it would make a good job of it. However, if you cut a lot of rebates, this is certainly the tool to have.

Dust extraction can be switched to the left or right side




The solid baseplate features a single chamfering groove

The support foot can be clipped down when it's not needed




The triple-bladed cutterblock is supported at one end only



This lever opens the cutter guard for easy blade changing



The baseplate extension gives extra support when planing



TESTED BY ANDY STANDING



FURTHER INFORMATION

- GMC Tools
- 0844 477 1671
- www.gmctools.com



£69.99

3BPM Wood Razor

The majority of planers have two blades, and some have only one. This GMC planer has three. The advantage of this is that it produces a higher quality finish and also helps to reduce vibration in use.

The Wood Razor is a tall machine with some useful features. It is supplied with a side fence, dustbag and vacuum adapter, a spare drivebelt and a wrench. It has a large main handle and a smaller front handle, providing a secure and comfortable grip. The depth-of-cut knob is large and easy to set. At the rear it has switchable dust extraction, so you can mount the dustbag on whichever side of the machine is more convenient. One strange omission, however, is that there is no blade protection foot, so you must always put it down on its side, or place a supporting block on the bench.

Using the planer

I really liked using this planer. It's powerful, comfortable and leaves a great finish. Although it's rather tall, it feels well-balanced. Its limited rebate capacity is probably enough for the majority of users.

SPECIFICATION

MOTOR	750W
PLANING WIDTH	82mm
MAX DEPTH OF CUT	3mm
WEIGHT	3kg
ACCESSORIES	storage case, side fence, dustbag, adapter, spare drivebelt, wrench


VERDICT

This is a great machine that produces a fine finish.

PROS ■ Comfortable to hold
■ Efficient

CONS ■ No support foot

VALUE FOR MONEY ■■■■■■
PERFORMANCE ■■■■■■




The two handles provide a secure and comfortable grip



The depth-of-cut knob on the front of the machine is large and easy to set



The extraction adaptor can be fitted to either side of the casing



The baseplate is solid and has three chamfering grooves machined on the front section

Three GMC power planers

Powered planers are certainly useful tools. This new range of planers from GMC comprises three distinct tools: a small palm planer intended for one-handed use, a rebating planer, and a triple-bladed planer



SPECIFICATION

MOTOR	420W
PLANING WIDTH	60mm
MAX DEPTH OF CUT	1.5mm
WEIGHT	2.1kg
ACCESSORIES	storage case, spare blades and drivebelt, spanner

VERDICT

This is a unique, well-designed and very useful tool.

PROS ■ Small size
■ Light weight

CONS ■ Non-standard blades
■ Slightly awkward grip

VALUE FOR MONEY ■■■■■■
PERFORMANCE ■■■■■■

PPM palm planer

As far as I know this is a unique tool. No other manufacturer produces a small, single-handed planer that uses blades 60mm long. There are several lightweight planers that can be used one-handed, but they all take full-sized (82mm) blades.


This is a compact tool with a chunky rubber-covered grip and a pair of large operating switches. It has a good solid alloy base and a positive depth-of-cut adjuster mounted on the front. A swivelling blade-protection foot is fitted to the rear. A small dust extraction adaptor is supplied, along with a spare pair of blades, a spare drivebelt and a spanner.

Using the planer


This is an efficient little tool, ideal for skimming sticking doors or windows in situ. It is easy to use and well-balanced, though I found it rather uncomfortable to grip for any length of time. It's a useful tool that definitely fills a gap in the planer market; compact, efficient and very attractively priced.



Using the planer one-handed is ideal for small-scale jobs



The power switch falls conveniently under the index finger



The depth-of-cut adjuster is at the front of the body



The dust extract adaptor fits into a port at the back